ORVAC

WOUND AND FLUID ACCUMULATION DRAINAGE SYSTEMS

PERFORATED CATHETER

SINGLE CATHETER

EO STERILISED

ORVAC

WOUND AND FLUID ACCUMULATION DRAINAGE SYSTEMS

PERFORATED CATHETER

THIS BOX CONTAINS

☐ WITH NEEDLE 'Y' CONNECTOR DOUBLE CATHETER

☐ WITH NEEDLE SINGLE CATHETER

EO STERILISED

ORVAC

WOUND AND FLUID ACCUMULATION DRAINAGE SYSTEMS

PERFORATED CATHETER

DOUBLE CATHETER

EO STERILISED

INSTRUCTIONS FOR USE

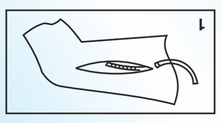

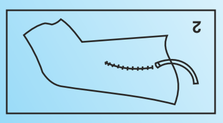

Place the perforated end of the catheter tube inside the wound upto the reference line and close the Wound.

Insert the two catheter tubes into the Y connector. for use of single catheter close one end of Y connector with the stopper

3A. Insert the catheter tube into the connector.

Press the bellow container with both hands.

Connect the connecting tube (duly clamped off) to the Bellow Container. Start drainage by releasing the clamp.

To re-charge the vacuum, start operation repeating instructions given in the fig, 4 & 5.

ORVAC

ORVAC

WOUND AND FLUID ACCUMULATION DRAINAGE SYSTEMS

PERFORATED CATHETER

Article No. :
Size. :
Batch No. :
Mfg. Date :
Exp. Date :
Max. Retail Price :

MR Safe –Device made of non-metallic materials

CE 2460 EU REP

Amstermed BV
Saturnusstraat 46-62, Unit 032,
2132 HB Hoofddorp, The Netherlands
Phone:+31 23 5656337
Web: www. amstermed.nl
Mail: info@amstermed.nl

STERILE EO MD UDI

⚠ ATTENTION SEE INSTRUCTIONS FOR USE
Product should not be used if found Opened/Damaged
To be used by a Medical Practitioner only

Manufactured by

DEVON INNOVATIONS (P) LTD.,
#27 A, Near State Bank of India, Electronic City,
Phase-1,Hosur Road, Bangalore - 560 100,
Tel : +9180 28522354 / 367
Email : sales@devoncath.com,

" Under the technical guidance of "

ORMED MEDICAL SOLUTIONS

Net Qty:1No

L-03 Rev.:09

Mfg.Lic.No:

ORVAC

WOUND AND FLUID ACCUMULATION DRAINAGE SYSTEMS

PERFORATED CATHETER

Article No. :
Size. :
Batch No. :
Mfg. Date :
Exp. Date :
Max. Retail Price :

MR Safe –Device made of non-metallic materials

CE 2460 EU REP

Amstermed BV
Saturnusstraat 46-62, Unit 032,
2132 HB Hoofddorp, The Netherlands
Phone:+31 23 5656337
Web: www. amstermed.nl
Mail: info@amstermed.nl

STERILE EO MD UDI

⚠ ATTENTION SEE INSTRUCTIONS FOR USE
Product should not be used if found Opened/Damaged
To be used by a Medical Practitioner only

Manufactured by

DEVON INNOVATIONS (P) LTD.,
#27 A, Near State Bank of India, Electronic City,
Phase-1,Hosur Road, Bangalore - 560 100,
Tel : +9180 28522354 / 367
Email : sales@devoncath.com,

" Under the technical guidance of "

ORMED MEDICAL SOLUTIONS

Net Qty:1No

L-03 Rev.:09

Mfg.Lic.No:

ORVAC

WOUND AND FLUID ACCUMULATION DRAINAGE SYSTEMS

PERFORATED CATHETER

EO STERILISED

ORVAC

WOUND AND FLUID ACCUMULATION DRAINAGE SYSTEMS

PERFORATED CATHETER

SINGLE CATHETER

ORVAC

INSTRUCTIONS FOR USE

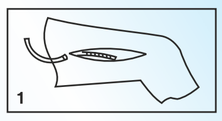

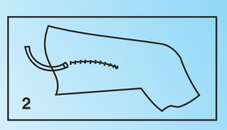

Place the perforated end of the catheter tube inside the wound upto the reference line and close the Wound.

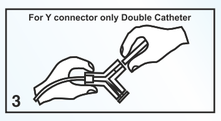

Insert the two catheter tubes into the Y connector. for use of single catheter close one end of Y connector with the stopper

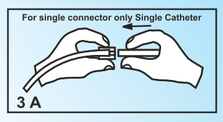

3A. Insert the catheter tube into the connector.

Press the bellow container with both hands.

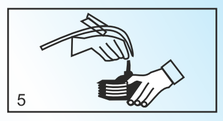

Connect the connecting tube (duly clamped off) to the Bellow Container. Start drainage by releasing the clamp.

To re-charge the vacuum, start operation repeating instructions given in the fig, 4 & 5.

ORVAC

EO STERILISED

ORVAC

WOUND AND FLUID ACCUMULATION DRAINAGE SYSTEMS

PERFORATED CATHETER

THIS BOX CONTAINS

☐ WITH NEEDLE 'Y' CONNECTOR DOUBLE CATHETER

☐ WITH NEEDLE SINGLE CATHETER

ORVAC

EO STERILISED

ORVAC

WOUND AND FLUID ACCUMULATION DRAINAGE SYSTEMS

PERFORATED CATHETER

DOUBLE CATHETER

ORVAC

ORVAC

WOUND AND FLUID ACCUMULATION DRAINAGE SYSTEMS

PERFORATED CATHETER

ORVAC_125x125x213 mm_78x56 cm